

Thursday Suggested activities for 6th Class

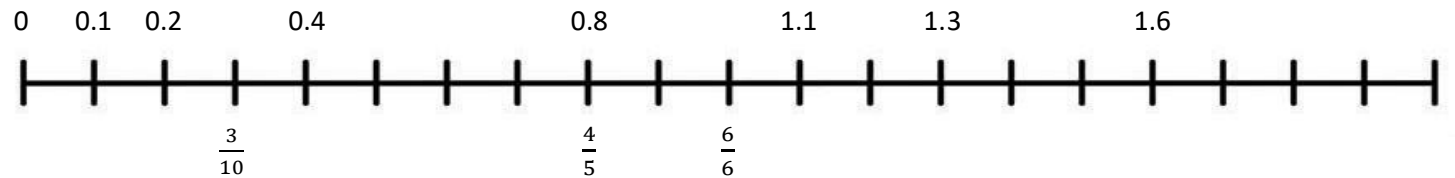
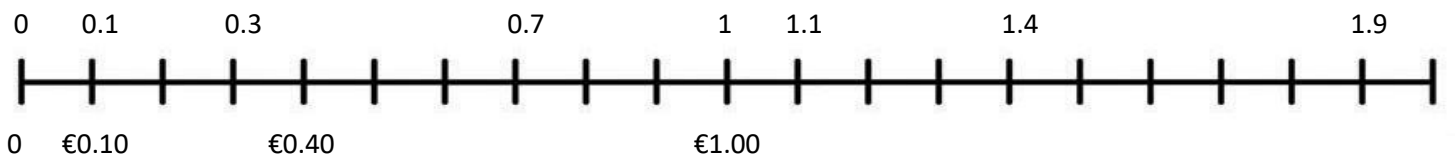
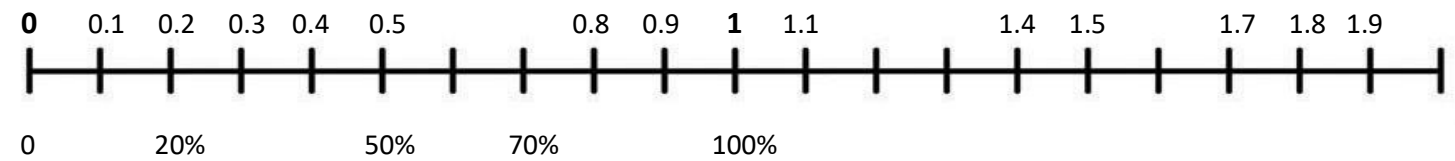
Maths: Keep working with this week's Mental Maths and keep an eye on the Edmodo class page for the answers which will be posted up later.

Maths Activity:

P141 of Discovery Maths Pupil book. Try question 1 (a–d) to refresh your memory on converting decimals, fractions and percentages. This skill is helpful for when you see prices advertised in sales when you're shopping eg. 20% off, half price. It helps if you can work out what is on offer so that you get the best value for your money.

Remember,

$$1/10 = 10\% = 0.1 = 0.100000000 = \text{one tenth} = \text{ten percent.}$$



Draw out the number lines above and complete the missing numbers. On the third number line I used some equivalent fractions with different denominators (tenths, fifths and sixths). Use whichever equivalent fractions you can to complete the rest of the number line! What patterns do you notice between the number lines?

Read the yellow box on p141 of your Discovery Maths pupil book. Remember, if something is on **sale** it means the original price has been reduced, or subtracted, so that it is cheaper than it was originally. Often we see items on marked sale which compare the **sale price** to the **original price**. Eg. Was **€10**, now **€5**.

Looking at the yellow box on p 141, the original price of the dress was **€350**. It has 25% off.

So, **€350** – 25% = **sale price**.

We know that $25\% = \frac{1}{4} = 0.25$. We need to subtract 25% (or one quarter) of €350.

$$350 \div 4 = 87.50.$$

Therefore, 25% (or one quarter) of 350 is 87.50.

If we split 350 into four equal parts, each part would be worth 87.50!

$$\text{€}350 - \text{€}87.50 = \text{€}262.50. \quad \text{Original price} = \text{€}350, \text{ Sale price} = \text{€}262.50$$

Have a go at some of the questions on p142 if you like!

Gaeilge: Duolingo assignments

PE: Take a break and stretch! Even though we are staying at home it's important to keep active to stay healthy. Try a Go-noodle exercise or join in with the online Joe Wicks PE lessons on Youtube! https://youtu.be/4wzoy_J3I_c

English: Explanation time! Whether or not you have already built or created an invention yet, you can now explain to us how your invention would work. It's okay if you haven't built anything, you can imagine an invention that is your own original idea. Your invention / robot / machine should be able to help people to do something that they find difficult!

- Why is it useful? What does it do?
- What materials are needed to build it?
- What price is it and where could you buy it?
- Create an advertisement! Draw a picture of it and include a slogan that will persuade people to buy it

Write a Haiku poem. Have a look at the presentation file attached with this post and create your own Haiku poem. Bríd and myself would love to read them (I'm sure your classmates would too) so please share them on the class page if you can!

Music: Have a go at some of the Music based games and online resources at <https://www.nyphilkids.org/>. You can read about the orchestra and watch some of the videos of them performing too! Don't forget to practice Old Town Road as Gaeilge too, its available on Youtube if you search 'Lurgan Old Town Road'.

Bonus work:

- Create a Maths vocabulary list of all the phrases you find relating to Money (eg. Half price, sales, bought, currency, reduction). If you have old newspapers or leaflets from local supermarkets at home you could cut out some of the Money-related words you find and stick them into your copybook!
- Watch one of the Ted-Ed videos on Youtube all about inventions that changed the world: <https://www.youtube.com/playlist?list=PL006C004839E8F1C1>
- **New Story writing competition!** Catherine has announced that there is a Short Story competition running for pupils who are interested. You can type your story and send it to Bríd or myself who will send them on to Catherine. You can use the same story you entered for the John Boyle Short Story competition if you like, or write a new one – it's up to you! Stories cannot be longer than 500 words, best of luck 😊